








HONDA					
NPW No.	PARTS No. (O.E.M)	CAR & MODEL	ENGINE	CC	YEAR
H-1	19200-634-000 (W/O PULLEY) 19110-634-305 (W/O PULLEY) 19110-634-315 (W/O PULLEY)	CIVIC SB-1	EB	1200	1972~1975
DISCONT.					
					
NPW No.	PARTS No. (O.E.M)	CAR & MODEL	ENGINE	CC	YEAR
H-2	19200-634-670 19200-634-671	CIVIC SE (1000001~) VB (3000001~) SG (1000001~)	EC ED	1500 1500	1973~1978
DISCONT.					
					
NPW No.	PARTS No. (O.E.M)	CAR & MODEL	ENGINE	CC	YEAR
H-3	19200-673-000 19200-673-010 19110-657-010 19110-673-325	CIVIC 1200 SC (EE-1000001~) SF (EE-5000001~) SC/SF (EE-5200001~) CIVIC 1500 SG (ED-1002501~200000) CIVIC VAN VB (EC-3000001~3030000)	EE ED EC	1200 1500 1500	1975~1978
DISCONT.					
					
NPW No.	PARTS No. (O.E.M)	CAR & MODEL	ENGINE	CC	YEAR
H-4	19200-657-020 19200-657-030 19110-657-325	CIVIC 1500 SG (ED-1000001~1002500) SG (ED-2000001~2200000) SE (EC-1000001~1001800)	ED EC	1500 1500	1974~1975 1975~1978 1973~1975
DISCONT.					
					
NPW No.	PARTS No. (O.E.M)	CAR & MODEL	ENGINE	CC	YEAR
H-5	19200-671-010 19200-671-020 19110-671-325 19200-689-010 19110-689-325	ACCORD SJ (EF-1000001~) ACCORD SM-SN	EF EK	1600 1800	1976~1978 1978~1979
DISCONT.					
					
NPW No.	PARTS No. (O.E.M)	CAR & MODEL	ENGINE	CC	YEAR
H-6	19200-689-030 19200-689-040	ACCORD SM (EK-1200001~) PRELUDE SN (EK-1100001~3000000) QUINT SU	EK EP	1800 1600	1980~
DISCONT.					
					
NPW No.	PARTS No. (O.E.M)	CAR & MODEL	ENGINE	CC	YEAR
H-7	19200-PA0-000 19200-PA0-010	CIVIC SL (EJ-1000001~1600000) BALLADE SS (EJ-1500001~1600000)	EJ	1300	1979~
DISCONT.					
					

HONDA

NPW No.	PARTS No. (O.E.M)	CAR & MODEL	ENGINE	CC	YEAR
H-8 DISCONT.	19200-PA6-000 19200-PA6-010 19200-PA6-020 19200-PA6-030	CIVIC BALLADE SR(EM-1000001~) ST(EM-1500001~)	EM	1500	1979~
					
NPW No.	PARTS No. (O.E.M)	CAR & MODEL	ENGINE	CC	YEAR
H-9 DISCONT.	19200-679-013 19200-679-022 19200-679-033 19200-679-043 19200-PE9-003 19200-PE9-013 19200-PE9-405	ACTY ACTY VAN TA-VD(EH-1000001~) TB-VH-100	EH	550	1979~
					
NPW No.	PARTS No. (O.E.M)	CAR & MODEL	ENGINE	CC	YEAR
H-10 DISCONT.	19110-689-325 (W/O PULLEY) 19110-689-335 (W/O PULLEY)	ACCORD PRELUDE SM(EK-1000001~1200000) SN(EK-1000001~1100000)	EK	1800	1978~1979
					
NPW No.	PARTS No. (O.E.M)	CAR & MODEL	ENGINE	CC	YEAR
H-11 DISCONT.	19200-PA1-000 19200-PA1-010 19200-PA1-405	CIVIC VAN VC	EN	1300	1979~
					
NPW No.	PARTS No. (O.E.M)	CAR & MODEL	ENGINE	CC	YEAR
H-12 DISCONT.	19110-634-325 (W/O PULLEY) 19110-634-335 (W/O PULLEY) 19110-634-375 (W/O PULLEY)	CIVIC SB-1 SE-VB-SG	EB EC	1200 1500	1978~1979
					
NPW No.	PARTS No. (O.E.M)	CAR & MODEL	ENGINE	CC	YEAR
H-13 DISCONT.	19110-673-325 (W/O PULLEY) 19110-673-335 (W/O PULLEY)	CIVIC SC-SF-SE	EE EJ EC	1200 1500 1500	1978~1979
					
NPW No.	PARTS No. (O.E.M)	CAR & MODEL	ENGINE	CC	YEAR
H-14 DISCONT.	19110-657-325 (W/O PULLEY) 19110-657-375 (W/O PULLEY)	CIVIC SG(ED-2200001~) VB(EC-3030001~) SK-SP(EJ-1000001~)	ED EC EJ	1500 1500 1300	1978~1979
					

TOYOTA

NISSAN

MITSUBISHI

MAZDA

ISUZU

HONDA

SUZUKI

DAIHATSU








SUBARU

HINO

FOREIGN VEHICLES

CROSS REFERENCE

Attention

HONDA		NPW No.	PARTS No. (O.E.M)	CAR & MODEL	ENGINE	CC	YEAR
TOYOTA	H-15	DISCONT.	19110-671-325 (W/O PULLEY)	ACCORD SU	EF	1600	1978~1979
							
NISSAN	H-16	DISCONT.	19200-PA5-000 19200-PA5-010 19200-PA5-700 19200-PE8-600 19200-PE8-305	CIVIC SL-SS BALLADE VE-SS CITY AA-120	EJ ER-ER-T	1300 1200	1981~
							
MAZDA	H-17	DISCONT.	19200-PB2-000 19200-PB2-010	ACCORD SM PRELUDE SN QUINT SU	EP	1600	1980~
							
SUZUKI	H-18	DISCONT.	19200-PC1-000 19200-PC1-405	ACCORD SY-SZ VIGOR SZ PRELUDE SN QUINT SU	EP EK	1600 1800	1981~
							
DAIHATSU	H-19	DISCONT.	19200-PC0-000 19200-PC0-010	CITY AA-100 CITY PRO VF-100-120	ER	1200	1981~
							
HINO	H-20	DISCONT.	19200-PC6-000 19200-PD2-000 19200-PD2-660 19200-PD6-000 19200-PD6-305 19200-PD2-415	PRELUDE AB-100 ACCORD AC-100 AD-100 VIGOR AD-100	ES EY	1800 1600	1982.11~
							
FOREIGN VEHICLES CROSS REFERENCE	H-21	DISCONT.	19200-PE0-010 19200-PE0-415	CIVIC AG-AJ-AK-AH CIVIC-PRO VJ-100 BALLADE AJ-AK-AE-AF	EV EW	1300 1500	1983.6~
							

HONDA

NPW No.	PARTS No. (O.E.M)	CAR & MODEL	ENGINE	CC	YEAR	
H-22	19200-PE0-660 19200-PE0-515	CIVIC CIVIC-PRO INTEGRA	AG-AJ-AK-AR VJ-110-120-130 DA-1-2	EV EW	1300 1500	1984.10~
DISCONT.						
						
NPW No.	PARTS No. (O.E.M)	CAR & MODEL	ENGINE	CC	YEAR	
H-23	19200-PH1-000 19200-PH1-305	ACCORD (VIGOR)	CA-1-2-3-5	A-18A B-18A A-20A B-20A	1800 1800 2000 2000	1985.6~
						
NPW No.	PARTS No. (O.E.M)	CAR & MODEL	ENGINE	CC	YEAR	
H-24	19200-PH9-003 19200-PH9-305	TODAY	JW1-100-120	EH	550	1985.9~
DISCONT.						
						
NPW No.	PARTS No. (O.E.M)	CAR & MODEL	ENGINE	CC	YEAR	
H-25	19200-PM3-003 19200-PM3-004 19200-PM3-013 19200-P01-003 19200-P01-004	CIVIC CONCERTO	EF-1-2-3-4-5-6-7 EY-2 MA-1-2-3	D-13B D-15B ZC	1300 1500 1600	1987.9~
						
NPW No.	PARTS No. (O.E.M)	CAR & MODEL	ENGINE	CC	YEAR	
H-26	19200-PH3-000 19200-PH3-305	ACCORD VIGOR PRELUDE (SOHC)	CA-2-3 CA-2-3 BA-1-4-5	B18A B20A	1800 2000	1985.6~
						
NPW No.	PARTS No. (O.E.M)	CAR & MODEL	ENGINE	CC	YEAR	
H-27	19200-PK2-000 19200-PK2-305	PRELUDE (DOHC)	BA-4-5	B20A	2000	1987.4~
						
NPW No.	PARTS No. (O.E.M)	CAR & MODEL	ENGINE	CC	YEAR	
H-28	19200-PT0-003 19200-PT0-013 19200-POB-A01	ACCORD ASCOT INSPIRE VIGOR SABER RAFAGA	CB-1-2-3-4-7-9 CD-3-4-7 CE-1	F18A-B F20A-B F22A-B	1800 2000 2200	1989.9~
						

TOYOTA

NISSAN

MITSUBISHI

MAZDA

ISUZU

HONDA

SUZUKI

DAIHATSU

SUBARU

HINO

FOREIGN VEHICLES

CROSS REFERENCE

Attention

HONDA

NPW No.	PARTS No. (O.E.M)	CAR & MODEL	ENGINE	CC	YEAR
H-29 	19200-PR4-003 19200-PR4-013	INTEGRA QUINT ACURA (EXPORT MODEL)	B18AI	1800	1990~
H-30 	19200-PG6-000 19200-PG6-305 19200-PG6-405	CIVIC BARADE QUINT INTEGRA AT-AU AS AV-DA-1 AV-DA-1	ZC	1600	1984.10~
H-31 DISCONT. 	19200-PH7-003 19200-POG-A01	LEGEND KA-1-2-3-4-5-6	C20A C25A C27A	2000 2500 2700	1985.11~
H-32 	19200-P08-003 19200-P08-004 19200-P08-A01	CIVIC DOMANI CR-X EG4-EG8-EJ1-EJ3 MA4-MA7 EG1	D15B D16A ZC	1500 1600 1600	1991.8~
H-33 DISCONT. 	19200-P23-000 19200-P36-000	ACTY (STREET) TODAY BEAT LIFE HA3-HA4-HH3-HH4 JW-34 JA-2-3-4-5 PP1 JA-4	E07A	660	1990.2~
H-34 	19200-P30-003 19200-PR3-003	CIVIC CR-X QUINT (INTEGRA) EF9-EG6-EG9 EF8-EG2 DA6-DA8	B16A	1600	1989.4~
H-35 	19200-PT2-003 19200-PT2-013	ACCORD INSPIRE VIGOR ASCOT PRELUDE CB3-CB4-CB6 CB3-CB4-CB6 CB3-CB4-CB6 CB3-CB4-CB6 (DOHC) BA-8-9	F20A F22B	2000 2200	1989.9~

HONDA

NPW No.	PARTS No. (O.E.M)	CAR & MODEL		ENGINE	CC	YEAR
H-36 	19200-P72-003 19200-P72-013	CIVIC CR-X QUINT (INTEGRA)	EK4 EG2 DC2-DB8	B16A B18C	1600 1800	1993.5~
NPW No.	PARTS No. (O.E.M)	CAR & MODEL		ENGINE	CC	YEAR
H-37 	19200-P0A-003 19200-P0A-032	ACCORD VIGOR INSPIRE ASCOT ODYSSEY	CD-3-4-5-CE-1 CD-3-4-5-CE-1 CD-3-4-5-CE-1 CD-3-4-5-CE-1 RA-1-RA2	F18B F20B F22B	1800 2000 2200	1993.9~
NPW No.	PARTS No. (O.E.M)	CAR & MODEL		ENGINE	CC	YEAR
H-38 	19200-P2A-A01 19200-P2A-A02 19200-P2A-003 19200-P2A-004	CIVIC CR-X DOMANI INTEGRA HR-V CAPA PARTNER	EK-2-3-5 EJ-4 MA-4-6 DB-6-9 DC-1 GH-1-2-3-4 GA-4-6 EY-6-7-8-9	D13B D15B D16A ZC	1300 1500 1600 1600	1995.8~
NPW No.	PARTS No. (O.E.M)	CAR & MODEL		ENGINE	CC	YEAR
H-39 	19200-P13-000 19200-P13-013	PRELUDE ACCORD INSPIRE VIGOR ASCOT	BB1-BB4 CD6-CD8 CD6-CD8 CD6-CD8 CD6-CD8	H22A	2200	1991.9~
NPW No.	PARTS No. (O.E.M)	CAR & MODEL		ENGINE	CC	YEAR
H-40 	19200-P14-A00 19200-P14-A01	ACCORD VIGOR INSPIRE ASCOT	CC4-CC5 CC4-CC5 CC4-CC5 CC4-CC5	H23A	2300	1992.3~
NPW No.	PARTS No. (O.E.M)	CAR & MODEL		ENGINE	CC	YEAR
H-41 	19200-P75-003	CR-V STEPWGN ORTHIA S-MX	RD-1-2 RF-1-2 EL-1-2-3 RH-1-2	B18B B20B	1800 2000	1995.10~
NPW No.	PARTS No. (O.E.M)	CAR & MODEL		ENGINE	CC	YEAR
H-42 DISCONT. 	19200-PV1-A01 19200-PIR-003	ACCORD VIGOR ASCOT INSPIRE	CB5-CC3-CE4 UA1-CC2-CE5-UA2	G20A G25A	2000 2500	1989.9~

TOYOTA

NISSAN

MITSUBISHI

MAZDA

ISUZU

HONDA

SUZUKI

DAIHATSU

SUBARU

HINO

FOREIGN VEHICLES

CROSS REFERENCE

Attention

HONDA

NPW No.	PARTS No. (O.E.M)	CAR & MODEL		ENGINE	CC	YEAR
H-43	19210-PFB-003	ACTY	HA6-HA7-HH5-HH6	E07Z	660	1998.10~
DISCONT.		LIFE	JB1-JB2			
		Z	PA1			
		VAMOS	HM1-HM2			
NPW No.	PARTS No. (O.E.M)	CAR & MODEL		ENGINE	CC	YEAR
H-44	19200-P8A-A03	ACCORD	UA4-UA5	J25A	2500	1998.10~
		VIGOR	UA4-UA5	J30A	3000	
		INSPIRE	UA4-UA5	J32A	3200	
		AVANCIER	TA3	J35A	3500	
		LAGREAT	RL1			
		ACURA	3.2L (USA)			
		ODYSSEY	V-6 3.5L (USA)			
NPW No.	PARTS No. (O.E.M)	CAR & MODEL		ENGINE	CC	YEAR
H-45	19200-P8A-A02	ODYSSEY	RA5	J30A	3000	1997.10~
		ACCORD	3.0L (USA)	J32A	3200	
		ACURA	3.2L (USA)	J35A	3500	
		ODYSSEY	3.5L (USA)			
NPW No.	PARTS No. (O.E.M)	CAR & MODEL		ENGINE	CC	YEAR
H-46	19200-PLM-A01	CIVIC	(EXPORT MODEL)	D-17A	1700	2001~
						
NPW No.	PARTS No. (O.E.M)	CAR & MODEL		ENGINE	CC	YEAR
H-47	19200-PLC-003 19200-PLC-005	CIVIC	ES2-100-110	D15B	1500	2000.9~
			EU2-100-110	D17A	1700	
			ES3-800-810			
			EU4-100-110			
		STREAM	RN2-100-110			
NPW No.	PARTS No. (O.E.M)	CAR & MODEL		ENGINE	CC	YEAR
H-48	8-97125-975-0 8-97061-280-0	PASSPORT		6VD1	3200	1994~
						
NPW No.	PARTS No. (O.E.M)	CAR & MODEL		ENGINE	CC	YEAR
H-49	8-97167-554-0	ACURA	SLX	6VD1 6VE1	3200 3500	1998~
						

HONDA

NPW No.	PARTS No. (O.E.M)	CAR & MODEL		ENGINE	CC	YEAR
H-50 	19200-PNA-003	CR-V STREAM STEPWGN INTEGRA	RD4-RD5 RN3-RN4 RF3-RF4 DC5	K20A	2000	2001.1~
NPW No.	PARTS No. (O.E.M)	CAR & MODEL		ENGINE	CC	YEAR
H-51 	19200-PWA-003 19200-RME-A01	FIT MOBILIO	GD1-GD2 GB1-GB2	L13A L15A	1300 1500	2001.6~
NPW No.	PARTS No. (O.E.M)	CAR & MODEL		ENGINE	CC	YEAR
H-52 	19200-RAA-A01 19200-RAD-003 19200-RBB-003 19200-RBB-013 19200-RFE-003	ACCORD ELEMENT STREAM ODYSSEY ELYSION CR-V	CL7(AT)-CL8-CM1 YH2 RN5 RB1-RB2 RR1-RR2 (USA '07~)	K20A K20B K24A	2000 2000 2400	2002.10~
NPW No.	PARTS No. (O.E.M)	CAR & MODEL		ENGINE	CC	YEAR
H-53 	19200-RCA-A01 19200-RDM-A01 19200-RDM-A02	MDX	YD1	J35A	3500	2003.3~
NPW No.	PARTS No. (O.E.M)	CAR & MODEL		ENGINE	CC	YEAR
H-54 DISCONT. 	19200-P3R-T01	(EXPORT MODEL)				
NPW No.	PARTS No. (O.E.M)	CAR & MODEL		ENGINE	CC	YEAR
H-55 	19200-P2J-005	CIVIC INTEGRA	EK3(V-TEC) EK3(V-TEC)	D15B	1500	1995.8~2000.9
NPW No.	PARTS No. (O.E.M)	CAR & MODEL		ENGINE	CC	YEAR
H-56 	19200-RBC-013	ACCORD CIVIC	CL7(MT) FD2	K20A K20A	2000	2002.10~

TOYOTA

NISSAN

MITSUBISHI

MAZDA

ISUZU

HONDA

SUZUKI

DAIHATSU

SUBARU

HINO

FOREIGN VEHICLES


CROSS REFERENCE

Attention

HONDA

NPW No.	PARTS No. (O.E.M)	CAR & MODEL	ENGINE	CC	YEAR
H-57 	19200-RNA-A01 19200-RNA-A02	CIVIC FD1	R18A	1800	2006~
H-58 	19200-RDV-J01	ELYSION RR3·RR4 INSPIRE UC1 LEGEND KB1 ODYSSEY (TOURING.V6) PILOT (U.S.A.)	J30A J35A J35A7	3000 3500 3500	2004.5~
H-59 	19200-RB0-003	FIT GE6·7·8·9 JAZZ (Thailand)	L15A L13A	1500 1300	2007.10~
H-60 	19200-RMX-003 (LESS PULLEY) 19200-PZA-013 (LESS PULLEY)	CIVIC HYBRID FD3	LDA-MF5	1300	2003.5~
H-61 	19210-RGA-010	LIFE JB5·6·7·8 ZEST JC1·2 JE1·2	P07A	660	2003.9~
H-62 	19200-R40-A01	CR-V RE3/4 ACCORD CU2 ODYSSEY RB3·RB4 ACURA TSX	K24A K24Z K24Z3	2400	2008~
H-63 	19200-RZP-003 19200-RZP-013	STREAM RN8·9 CROSSROAD RT3·4	R20A	2000	2006.7~

HONDA

NPW No.	PARTS No. (O.E.M)	CAR & MODEL		ENGINE	CC	YEAR
H-64 <i>NEW</i> 	19200-R1A-A01	CIVIC STREAM	(EXPORT MODEL) RN6.RN7	R18Z1 R18A	1800 1800	2012~2015 2006~

NEW

H-65	19200-51B-H01	HR-V	(EXPORT MODEL) RU5	R18Z9 R18ZF	1800	2016~2021
-------------	---------------	------	-----------------------	----------------	------	-----------

TOYOTA

NISSAN

MITSUBISHI

MAZDA

SUZUKI

HONDA

SUZUKI

DAIHATSU

SUBARU

HINO

FOREIGN
VEHICLES
REFERENCE

Attention